

10-year history of electric rates

Maine law requires investor-owned transmission and distribution utilities to provide customers with a bill insert once a year that displays a 10-year history of transmission, distribution and standard offer service rates.

You may also find these charts on the Maine Public Utilities Commission's website at <https://www.maine.gov/mpuc/regulated-utilities/electricity/rate-history>

You can find your applicable rate class(es) at the top of the second page of your bill under the heading titled "New Charges." For more information about each class, you can view rate schedules at versantpower.com.

- Distribution/Other (2)
- Transmission
- Standard Offer supply (3)

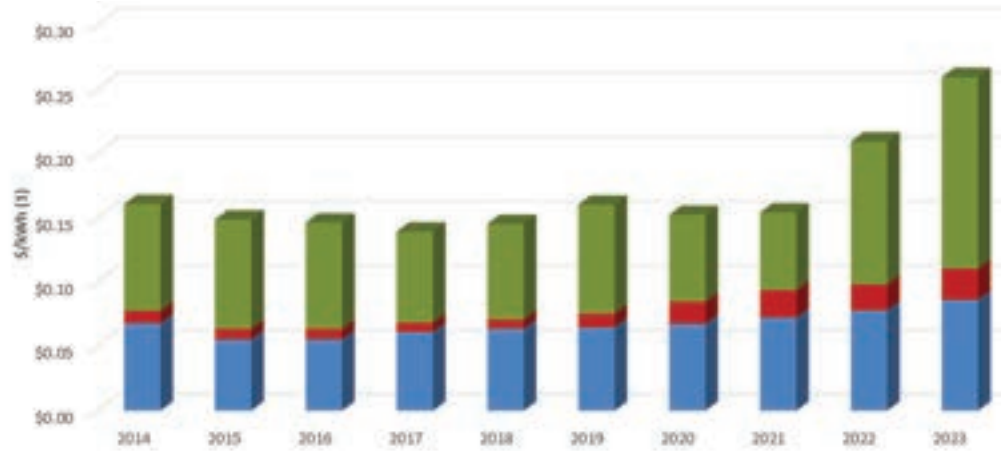
Transmission and distribution rates reflect the cost to bring electricity from where it is made to your home.

(1) \$/kWh are annual revenue per kWh amounts inclusive of all fixed, demand and per-kWh charges.

(2) "Other" includes costs associated with state policy programs, including funding for Efficiency Maine, low-income programs, net energy billing, and other renewable energy programs.

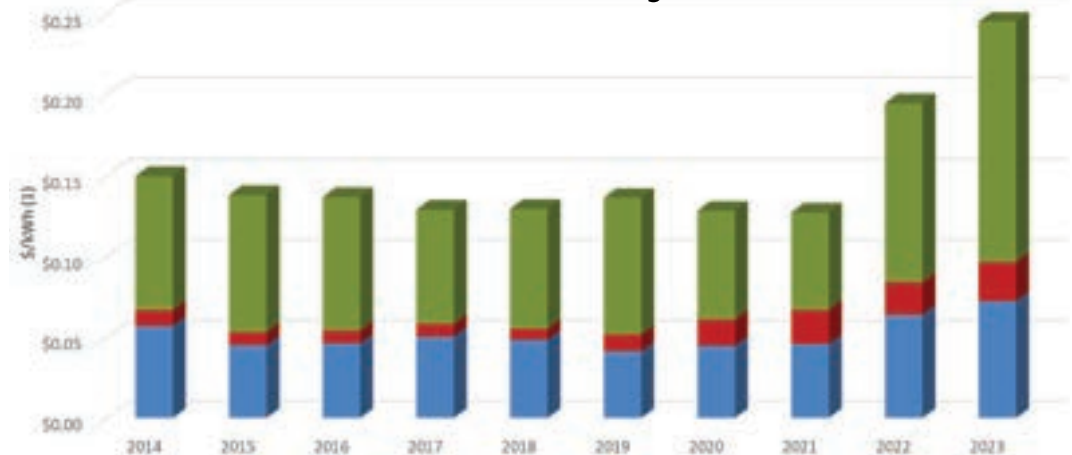
(3) Standard Offer service is the default rate for electricity supply. The Maine Public Utilities Commission administers competitive bidding for Standard Offer service. Versant Power does not generate or sell electricity, but we bill on behalf of those who do.

Rate Code A: Residential Service



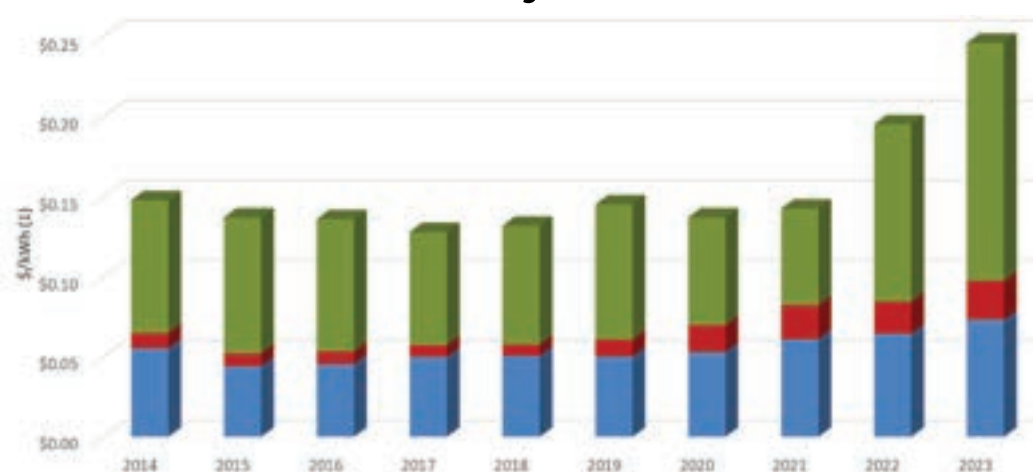
Distribution/Other rates increased 26.94% from \$0.06795 to \$0.08626 between 2014 and 2023.
Transmission rates increased 150.70% from \$0.00962 to \$0.02411 between 2014 and 2023.
Standard offer rates increased 79.39% from \$0.08294 to \$0.14879 between 2014 and 2023.

Rate Code AH: Home Heating Eco EXPANDED



Distribution/Other rates increased 26.82% from \$0.05708 to \$0.07239 between 2014 and 2023.
Transmission rates increased 150.90% from \$0.00962 to \$0.02411 between 2014 and 2023.
Standard offer rates increased 79.39% from \$0.08294 to \$0.14879 between 2014 and 2023.

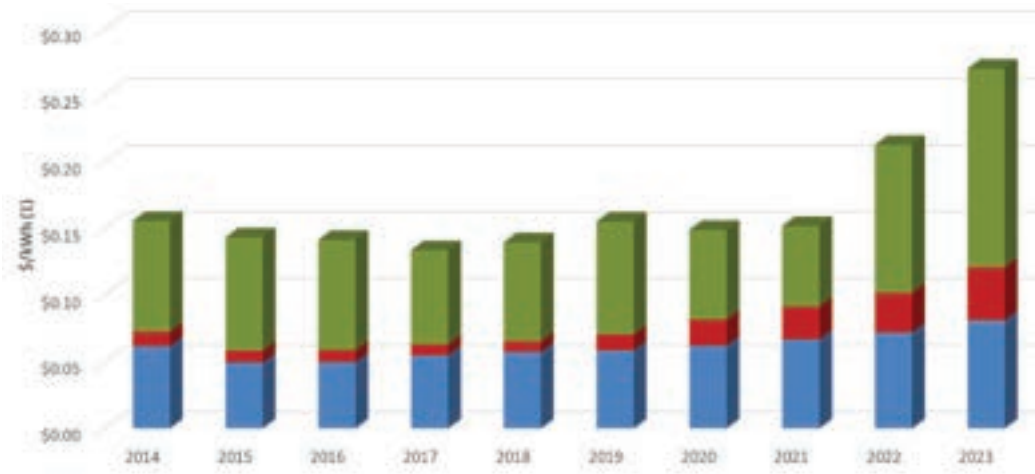
Rate Code AHN: Home Heating Eco - New Installations EXPANDED



Distribution/Other rates increased 31.96% from \$0.05552 to \$0.07327 between 2014 and 2023.
Transmission rates increased 156.23% from \$0.00948 to \$0.02428 between 2014 and 2023.
Standard offer rates increased 79.39% from \$0.08294 to \$0.14879 between 2014 and 2023.

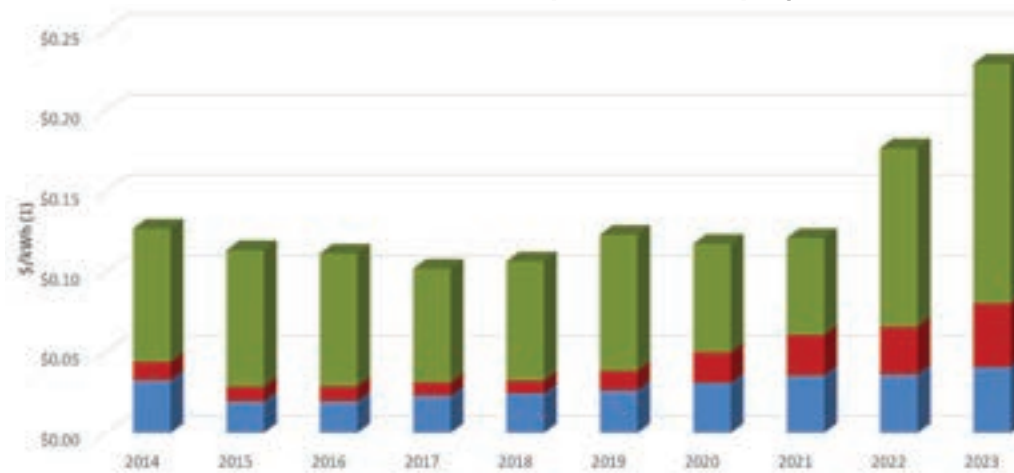


Rate Code C: Business Eco EXPANDED



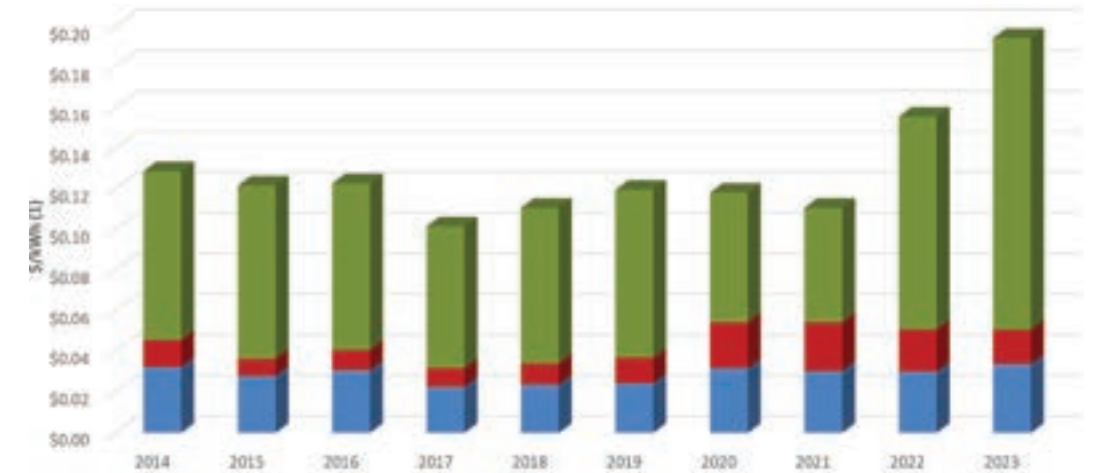
Distribution/Other rates increased 31.82% from \$0.06164 to \$0.08126 between 2014 and 2023.
 Transmission rates increased 261.94% from \$0.01101 to \$0.03985 between 2014 and 2023.
 Standard offer rates increased 79.39% from \$0.08294 to \$0.14879 between 2014 and 2023.

Rate Code D2: Municipal Water Pumping



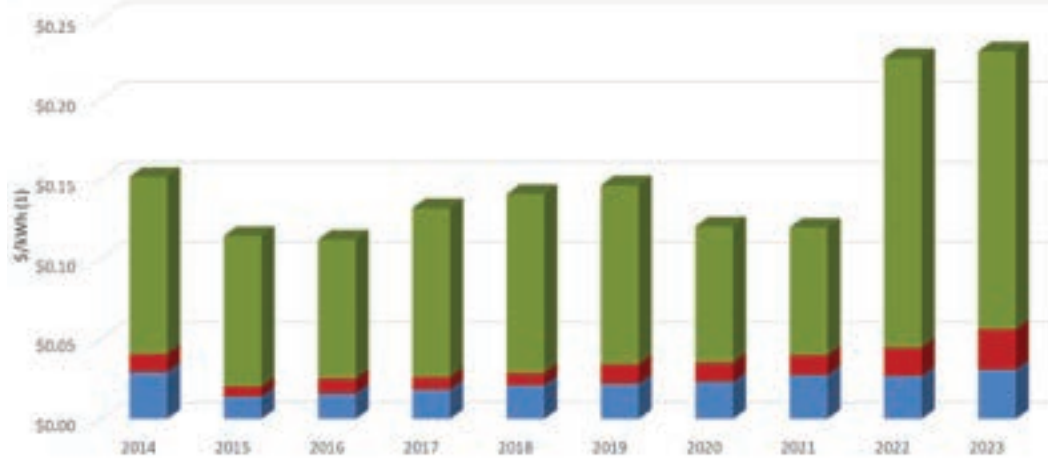
Distribution/Other rates increased 24.30% from \$0.03302 to \$0.04105 between 2014 and 2023.
 Transmission rates increased 257.19% from \$0.01111 to \$0.03967 between 2014 and 2023.
 Standard offer rates increased 79.39% from \$0.08294 to \$0.14879 between 2014 and 2023.

Rate Code EP: Medium Power Service



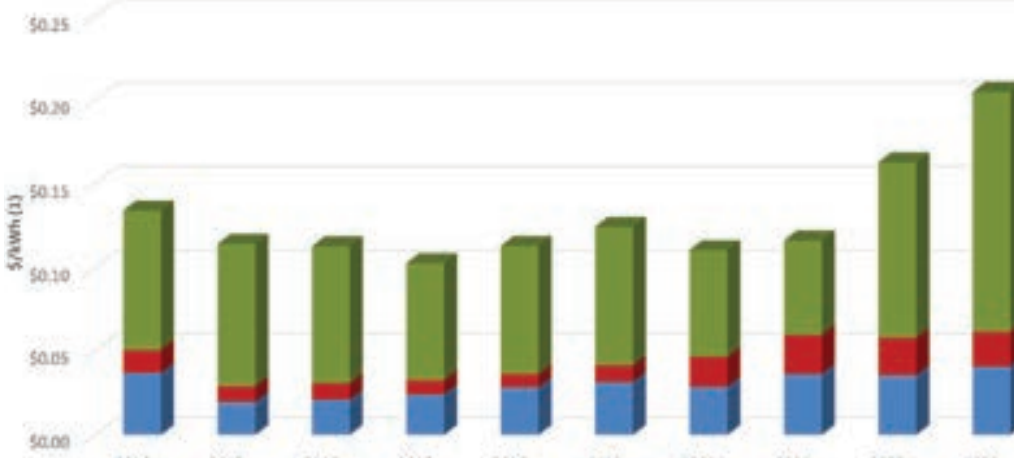
Distribution/Other rates increased 4.47% from \$0.03254 to \$0.03400 between 2014 and 2023.
 Transmission rates increased 27.82% from \$0.01321 to \$0.01688 between 2014 and 2023.
 Standard offer rates increased 72.88% from \$0.08294 to \$0.14339 between 2014 and 2023.

Rate Code EPT: Large Power Service Primary TOU



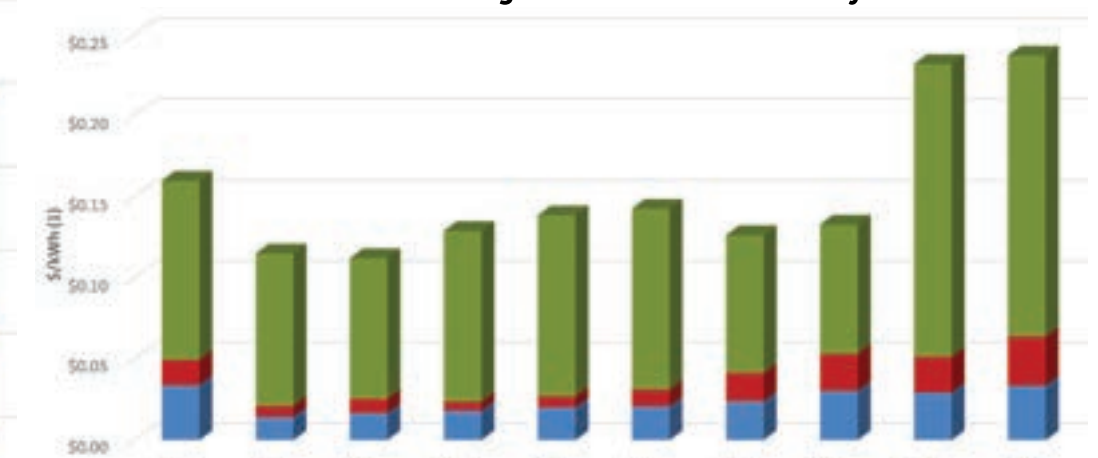
Distribution/Other rates increased 4.88% from \$0.02943 to \$0.03087 between 2014 and 2023.
 Transmission rates increased 122.08% from \$0.01141 to \$0.02535 between 2014 and 2023.
 Standard offer rates increased 57.05% from \$0.11041 to \$0.17339 between 2014 and 2023.

Rate Code ES: Medium Power Service Secondary



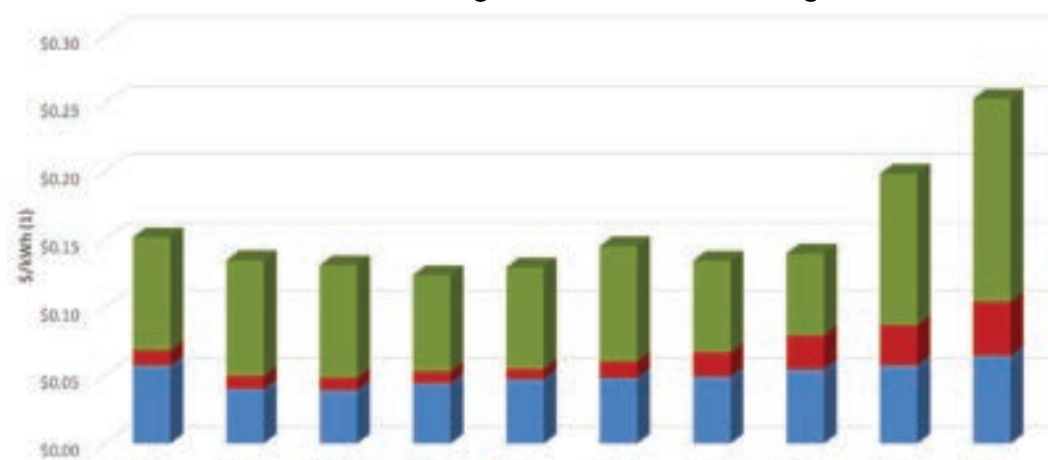
Distribution/Other rates increased 10.52% from \$0.03709 to \$0.04099 between 2014 and 2023.
 Transmission rates increased 47.82% from \$0.01393 to \$0.02059 between 2014 and 2023.
 Standard offer rates increased 72.88% from \$0.08294 to \$0.14339 between 2014 and 2023.

Rate Code EST: Large Power Service Secondary TOU



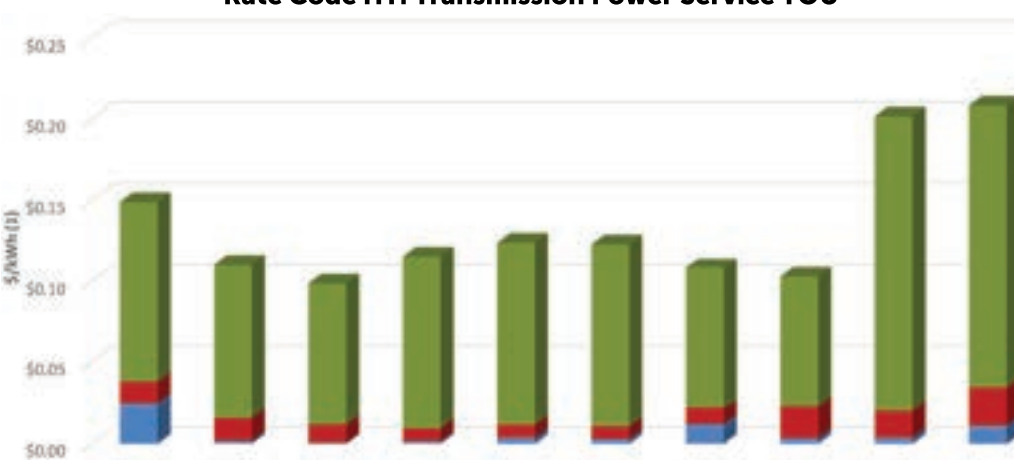
Distribution/Other rates decreased 0.61% from \$0.03402 to \$0.03381 between 2014 and 2023.
 Transmission rates increased 93.12% from \$0.01571 to \$0.03033 between 2014 and 2023.
 Standard offer rates increased 57.05% from \$0.11041 to \$0.17339 between 2014 and 2023.

Rate Code F: Agricultural Produce Storage



Distribution/Other rates increased 12.76% from \$0.05736 to \$0.06468 between 2014 and 2023.
 Transmission rates increased 256.37% from \$0.01117 to \$0.03982 between 2014 and 2023.
 Standard offer rates increased 79.39% from \$0.08294 to \$0.14879 between 2014 and 2023.

Rate Code HT: Transmission Power Service TOU



Distribution/Other rates decreased 55.18% from \$0.02497 to \$0.01119 between 2014 and 2023.
 Transmission rates increased 77.22% from \$0.01333 to \$0.02363 between 2014 and 2023.
 Standard offer rates increased 57.05% from \$0.11041 to \$0.17339 between 2014 and 2023.

Rate Code ST: SubTransmission Power Service TOU



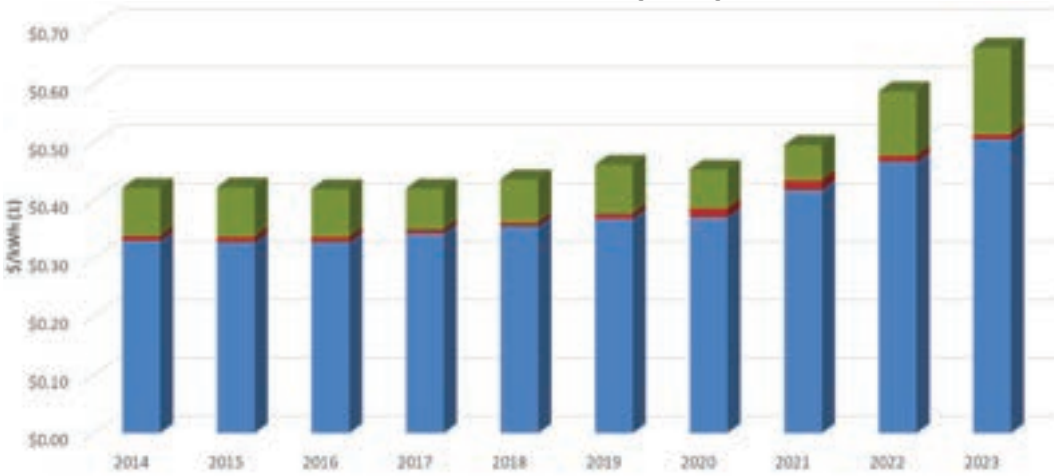
Distribution/Other rates decreased 27.94% from \$0.02583 to \$0.01861 between 2014 and 2023.
 Transmission rates increased 214.76% from \$0.01230 to \$0.03872 between 2014 and 2023.
 Standard offer rates increased 57.05% from \$0.11041 to \$0.17339 between 2014 and 2023.

■ Distribution/Other (2) ■ Transmission ■ Standard Offer supply (3)

(1) \$/kWh are annual revenue per kWh amounts inclusive of all fixed, demand and per-kWh charges.
 (2) "Other" includes costs associated with state policy programs, including funding for Efficiency Maine, low-income programs, net energy billing, and other renewable energy programs.

(3) Standard Offer service is the default rate for electricity supply. The Maine Public Utilities Commission administers competitive bidding for Standard Offer service. Versant Power does not generate or sell electricity, but we bill on behalf of those who do.

Rate Code SL: Street Lighting

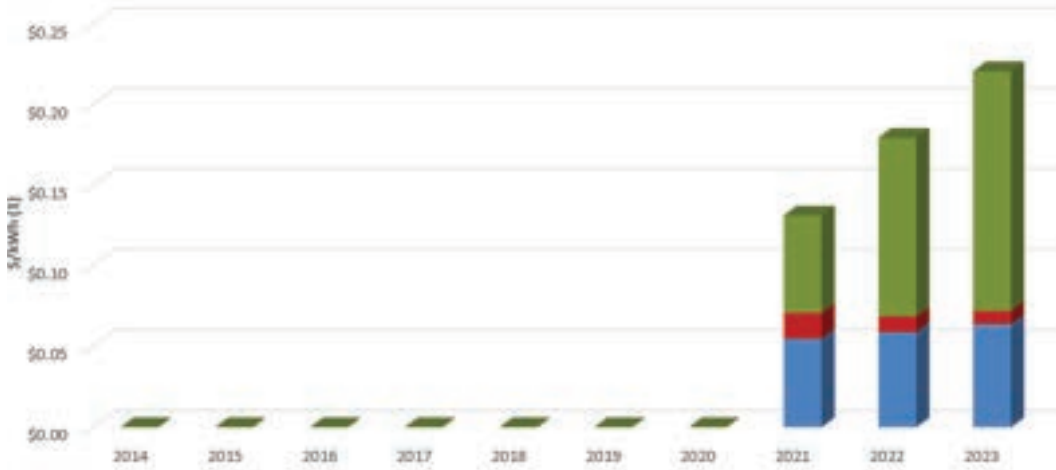


Distribution/Other rates increased 52.63% from \$0.33131 to \$0.50567 between 2014 and 2023.
 Transmission rates increased 13.93% from \$0.00709 to \$0.00808 between 2014 and 2023.
 Standard offer rates increased 79.39% from \$0.08294 to \$0.14879 between 2014 and 2023.



10-year history of electric rates

Rate Code SL2: Municipal Street Lighting



Distribution/Other rates increased 16.42% from \$0.05506 to \$0.06410 between 2021 and 2023.
 Distribution/Other rates decreased 49.17% from \$0.01615 to \$0.00821 between 2021 and 2023.
 Distribution/Other rates increased 146.88% from \$0.06027 to \$0.14879 between 2021 and 2023.

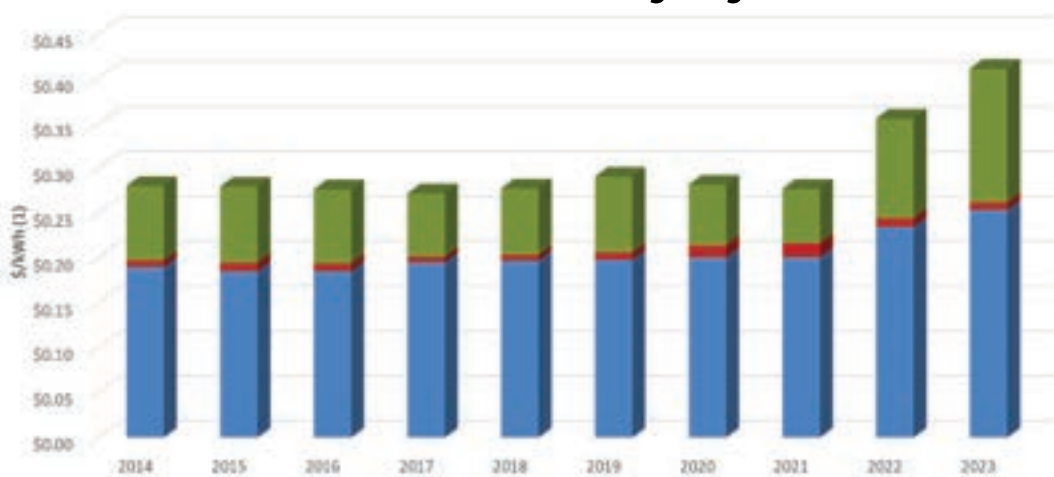
- Distribution/Other (2)
- Transmission
- Standard Offer supply (3)

(1) \$/kWh are annual revenue per kWh amounts inclusive of all fixed, demand and per-kWh charges.

(2) "Other" includes costs associated with state policy programs, including funding for Efficiency Maine, low-income programs, net energy billing, and other renewable energy programs.

(3) Standard Offer service is the default rate for electricity supply. The Maine Public Utilities Commission administers competitive bidding for Standard Offer service. Versant Power does not generate or sell electricity, but we bill on behalf of those who do.

Rate Code T: Outdoor Lighting



Distribution/Other rates increased 33.53% from \$0.19021 to \$0.25398 between 2014 and 2023.
 Transmission rates increased 14.22% from \$0.00710 to \$0.00811 between 2014 and 2023.
 Standard offer rates increased 79.39% from \$0.08294 to \$0.14879 between 2014 and 2023.