

10-year history of electric rates

Maine law requires investor-owned transmission and distribution utilities to provide customers with a bill insert once a year that displays a 10-year history of transmission, distribution and standard offer service rates.

You may also find these charts on the Maine Public Utilities Commission's website at <https://www.maine.gov/mpuc/regulated-utilities/electricity/rate-history>

You can find your applicable rate class(es) at the top of the second page of your bill under the heading titled "New Charges." For more information about each class, you can view rate schedules at [versantpower.com](https://www.versantpower.com).

- Distribution/Other (2)
- Transmission
- Standard Offer supply (3)

Transmission and distribution rates reflect the cost to bring electricity from where it is made to your home.

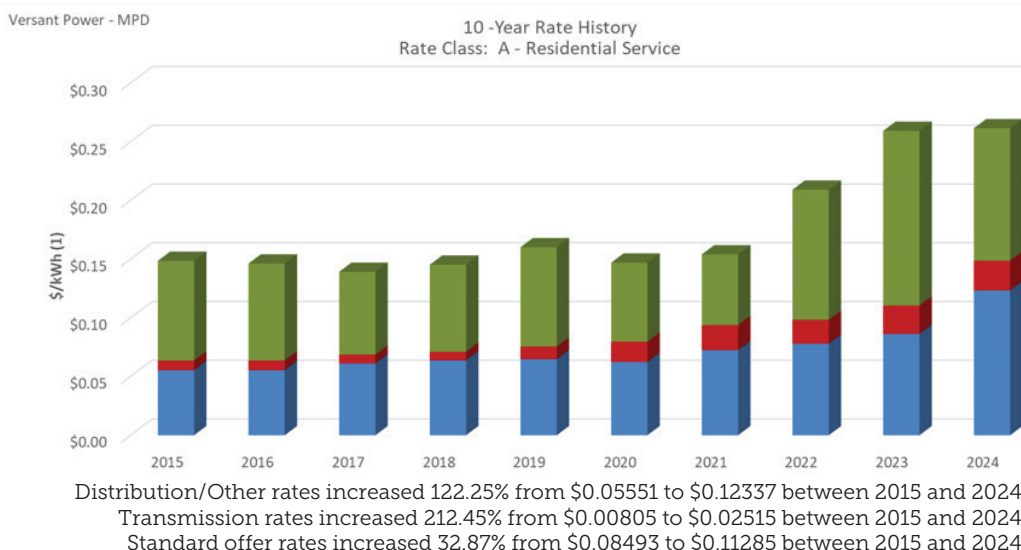
(1) \$/kWh are annual revenue per kWh amounts inclusive of all fixed, demand and per-kWh charges.

(2) "Other" includes costs associated with state policy programs, including funding for Efficiency Maine, low-income programs, net energy billing, and other renewable energy programs.

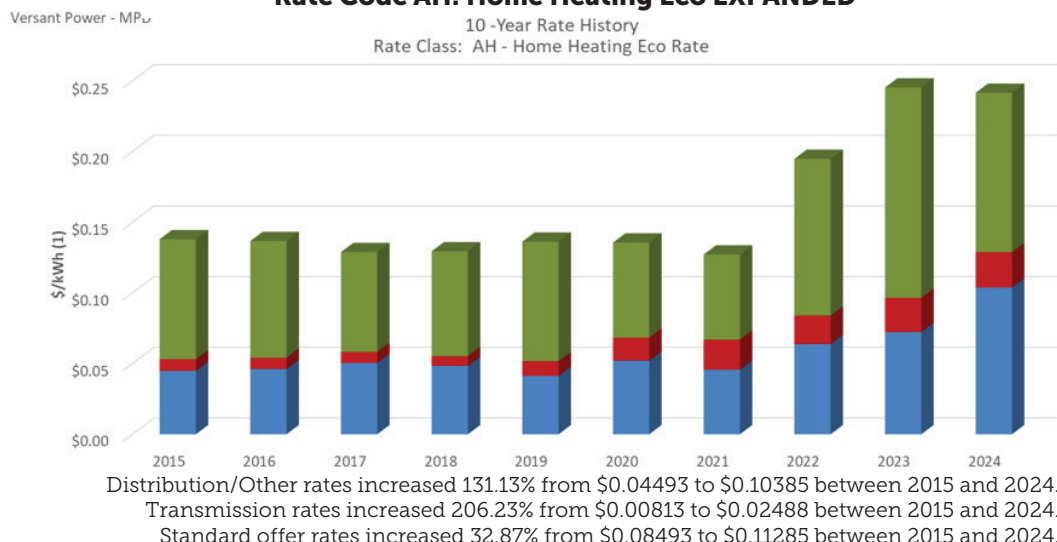
(3) Standard Offer service is the default rate for electricity supply. The Maine Public Utilities Commission administers competitive bidding for Standard Offer service. Versant Power does not generate or sell electricity, but we bill on behalf of those who do.



Rate Code A: Residential Service

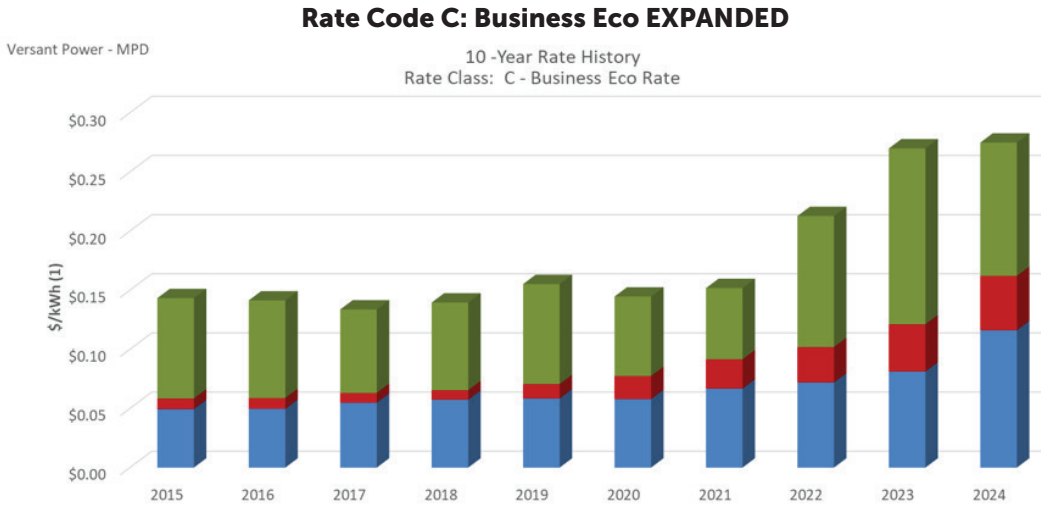


Rate Code AH: Home Heating Eco EXPANDED

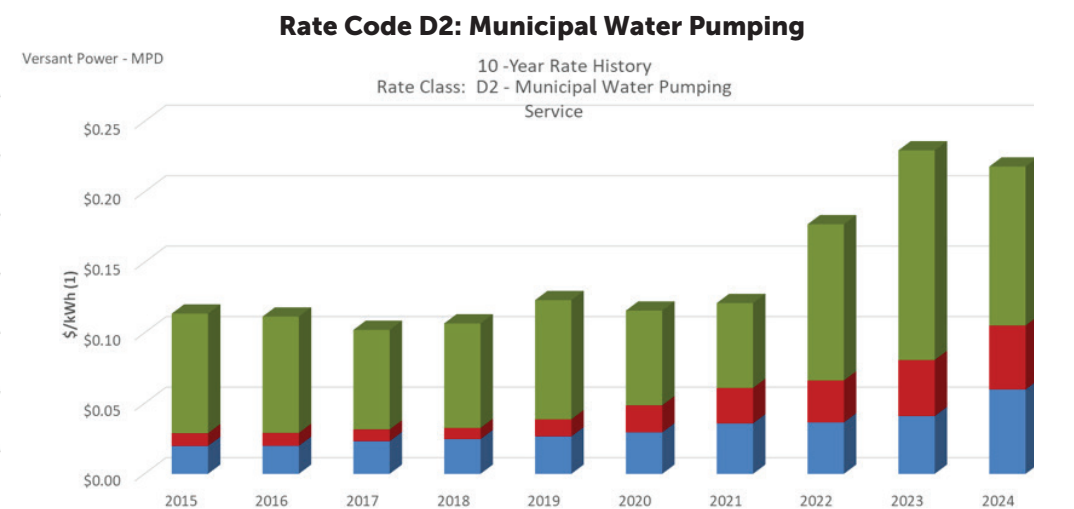


Rate Code AHN: Home Heating Eco - New Installations EXPANDED

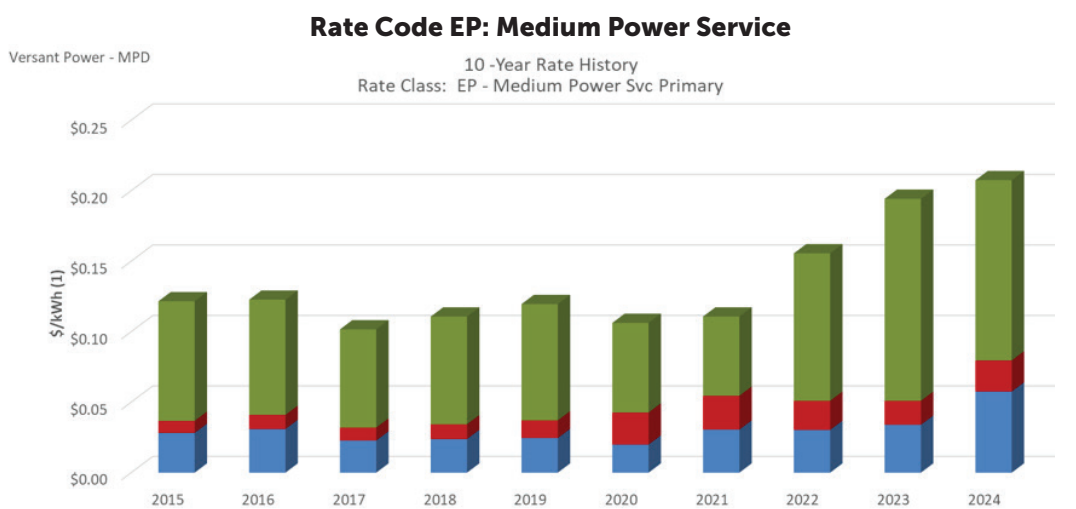




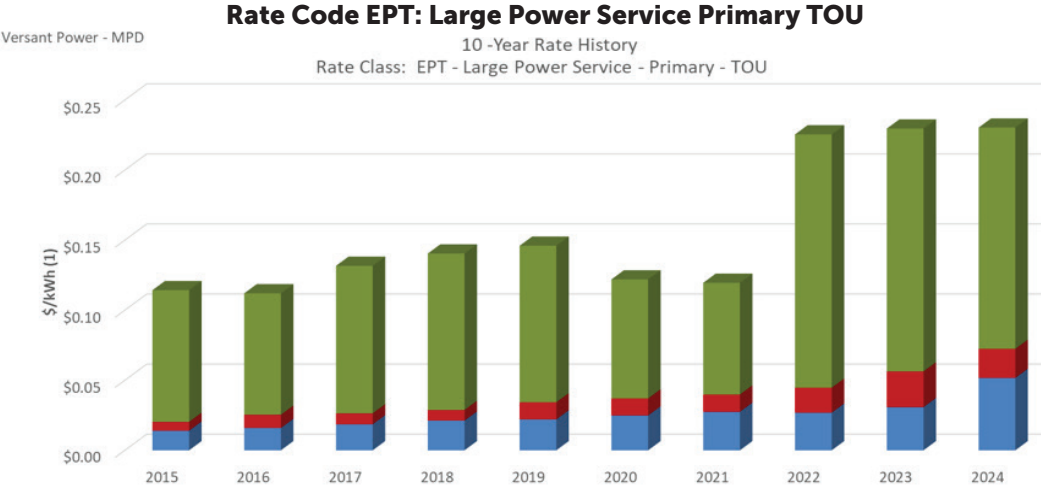
Distribution/Other rates increased 134.86% from \$0.04947 to \$0.11620 between 2015 and 2024.
Transmission rates increased 415.93% from \$0.00887 to \$0.04576 between 2015 and 2024.
Standard offer rates increased 32.87% from \$0.08493 to \$0.11285 between 2015 and 2024.



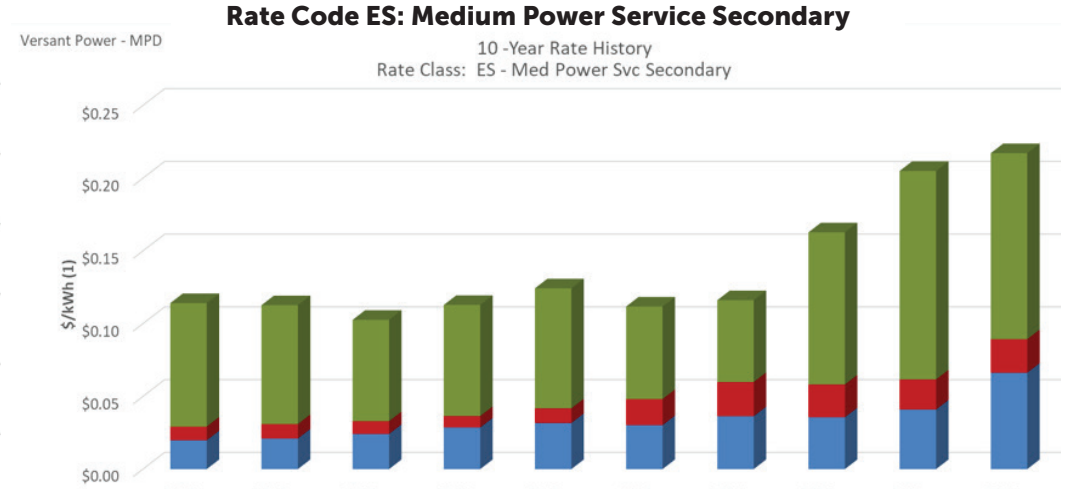
Distribution/Other rates increased 202.00% from \$0.01984 to \$0.05993 between 2015 and 2024.
Transmission rates increased 406.81% from \$0.00892 to \$0.04523 between 2015 and 2024.
Standard offer rates increased 32.87% from \$0.08493 to \$0.11285 between 2015 and 2024.



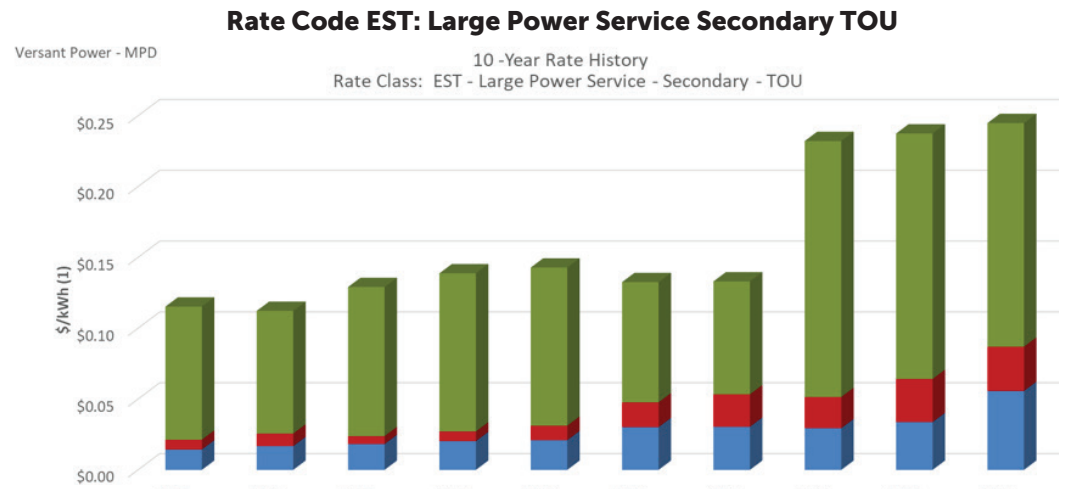
Distribution/Other rates increased 103.89% from \$0.02824 to \$0.05759 between 2015 and 2024.
Transmission rates increased 160.28% from \$0.00843 to \$0.02194 between 2015 and 2024.
Standard offer rates increased 50.67% from \$0.08493 to \$0.12796 between 2015 and 2024.



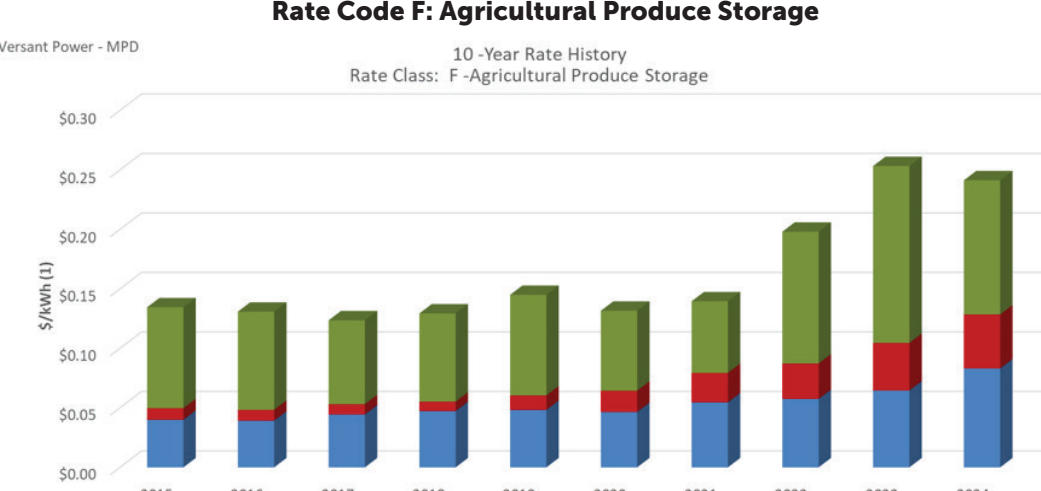
Distribution/Other rates increased 267.84% from \$0.01405 to \$0.05169 between 2015 and 2024.
Transmission rates increased 233.84% from \$0.00619 to \$0.02066 between 2015 and 2024.
Standard offer rates increased 68.00% from \$0.09403 to \$0.15796 between 2015 and 2024.



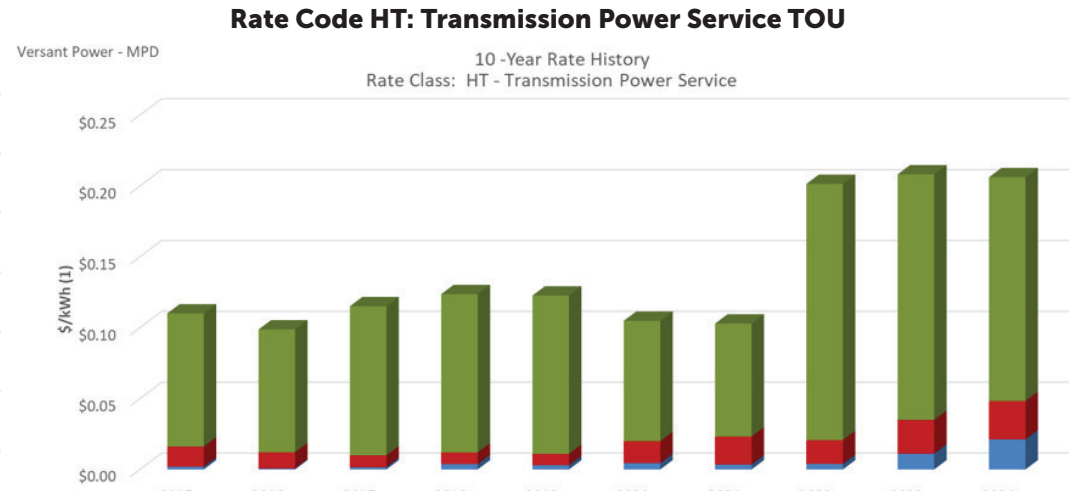
Distribution/Other rates increased 233.59% from \$0.01988 to \$0.06632 between 2015 and 2024.
Transmission rates increased 146.68% from \$0.00931 to \$0.02297 between 2015 and 2024.
Standard offer rates increased 50.67% from \$0.08493 to \$0.12796 between 2015 and 2024.



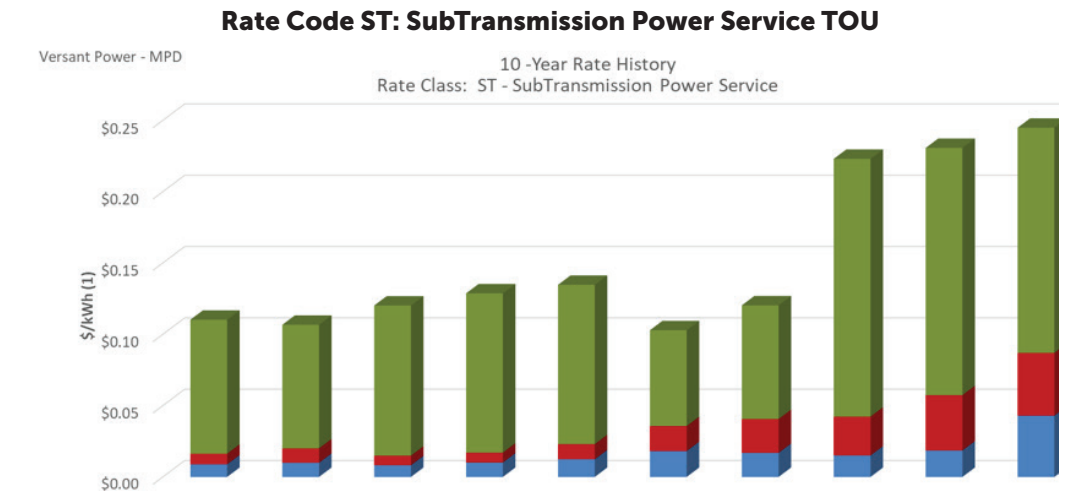
Distribution/Other rates increased 285.59% from \$0.01446 to \$0.05577 between 2015 and 2024.
Transmission rates increased 357.45% from \$0.00681 to \$0.03116 between 2015 and 2024.
Standard offer rates increased 68.00% from \$0.09403 to \$0.15796 between 2015 and 2024.



Distribution/Other rates increased 107.63% from \$0.04008 to \$0.08322 between 2015 and 2024.
Transmission rates increased 373.41% from \$0.00955 to \$0.04521 between 2015 and 2024.
Standard offer rates increased 32.87% from \$0.08493 to \$0.11285 between 2015 and 2024.



Distribution/Other rates increased 949.47% from \$0.0203 to \$0.02128 between 2015 and 2024.
Transmission rates increased 91.66% from \$0.01403 to \$0.02689 between 2015 and 2024.
Standard offer rates increased 68.00% from \$0.09403 to \$0.15796 between 2015 and 2024.



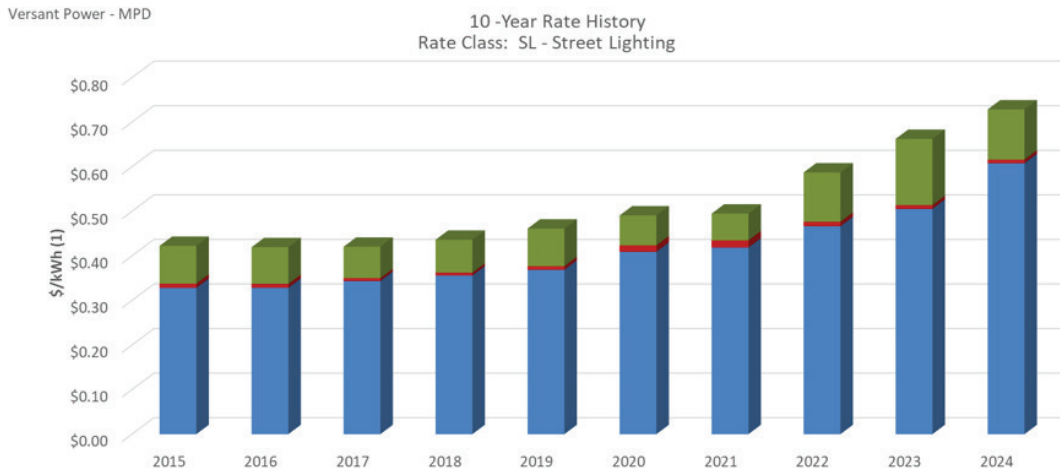
Distribution/Other rates increased 384.26% from \$0.00888 to \$0.04302 between 2015 and 2024.
Transmission rates increased 497.48% from \$0.00735 to \$0.04389 between 2015 and 2024.
Standard offer rates increased 68.00% from \$0.09403 to \$0.15796 between 2015 and 2024.

■ Distribution/Other (2) ■ Transmission ■ Standard Offer supply (3)

(1) \$/kWh are annual revenue per kWh amounts inclusive of all fixed, demand and per-kWh charges.
(2) "Other" includes costs associated with state policy programs, including funding for Efficiency Maine, low-income programs, net energy billing, and other renewable energy programs.

(3) Standard Offer service is the default rate for electricity supply. The Maine Public Utilities Commission administers competitive bidding for Standard Offer service. Versant Power does not generate or sell electricity, but we bill on behalf of those who do.

Rate Code SL: Street Lighting

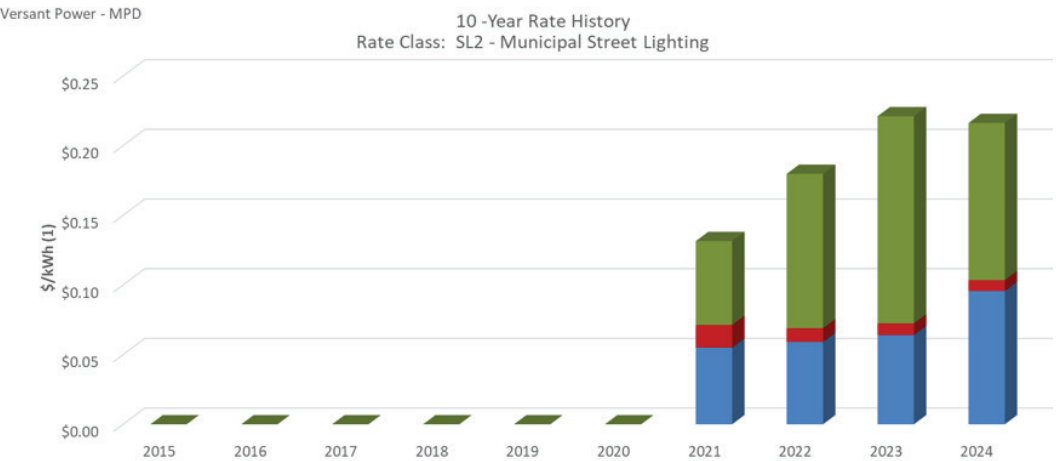


Distribution/Other rates increased 85.14% from \$0.32842 to \$0.60806 between 2015 and 2024.
Transmission rates decreased 15.70% from \$0.00915 to \$0.00772 between 2015 and 2024.
Standard offer rates increased 32.87% from \$0.08493 to \$0.11285 between 2015 and 2024.



10-year history of electric rates

Rate Code SL2: Municipal Street Lighting



Distribution/Other rates increased 73.75% from \$0.05506 to \$0.09566 between 2021 and 2024.
Transmission rates decreased 52.23% from \$0.01615 to \$0.00772 between 2021 and 2024.
Standard offer rates increased 87.25% from \$0.06027 to \$0.11285 between 2021 and 2024.

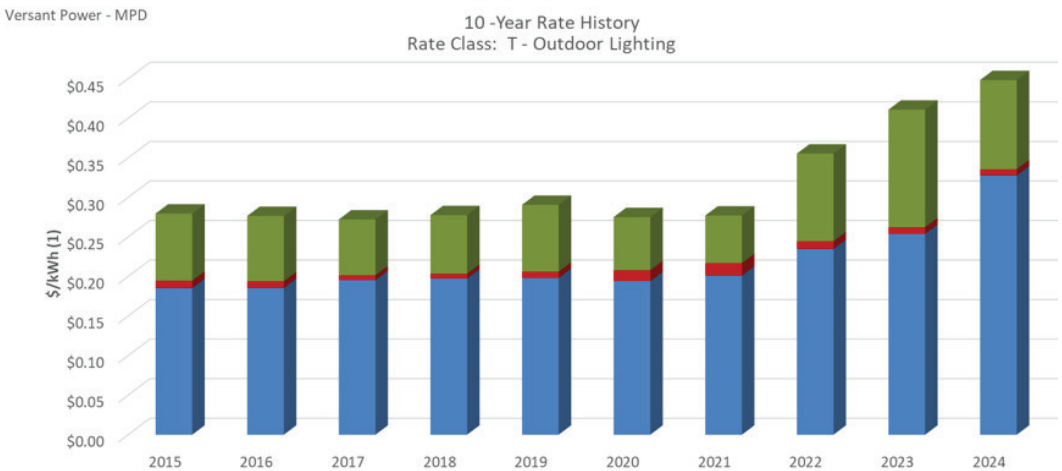
- Distribution/Other (2)
- Transmission
- Standard Offer supply (3)

(1) \$/kWh are annual revenue per kWh amounts inclusive of all fixed, demand and per-kWh charges.

(2) "Other" includes costs associated with state policy programs, including funding for Efficiency Maine, low-income programs, net energy billing, and other renewable energy programs.

(3) Standard Offer service is the default rate for electricity supply. The Maine Public Utilities Commission administers competitive bidding for Standard Offer service. Versant Power does not generate or sell electricity, but we bill on behalf of those who do.

Rate Code T: Outdoor Lighting



Distribution/Other rates increased 76.69% from \$0.18548 to \$0.32773 between 2015 and 2024.
Transmission rates decreased 15.77% from \$0.00916 to \$0.00772 between 2015 and 2024.
Standard offer rates increased 32.87% from \$0.08493 to \$0.11285 between 2015 and 2024.